














Weekly Learning at Home Plan

Week beginning: Monday 18th May 2020 Elm Room Mini Beasts

Literacy	Numeracy	Other areas of the curriculum
<p>1. Phonics Group 1 L1: I can make a list of words with the 'air' sound <i>Please see Seesaw for the resource and instructions.</i> Group 2 L1: I can say the sounds of letters and write them correctly. In your Phonics Work book do the Letter 'p'</p> 	<p>1 Maths L1: I can find Maths all around me. Make your Own Monster Create your own monster game. <i>Please see Seesaw for the instructions</i></p> 	<p>1. Health and Wellbeing L1: I am learning that keeping active keeps my body healthy. Traditional Games Linking to last week's VE Day celebrations. In wartime children had to make their own fun and these were simple games that children in the 1940s would have played. <i>Please see Seesaw for suggestions for playing Traditional Games</i></p>
<p>2. Reading – L1: I can read a text with understanding L1: I can find information in a text I have read Group 1 The Cautious Caterpillar - Comprehension <i>Please see Seesaw for the resource and instructions.</i> Group 2 The Cautious Caterpillar Listen to/Read along with the story and answer some questions on it. <i>Please see Seesaw for the resource and instructions.</i></p> 	<p>2. Time L1: I can tell the time for the hour and half hour. Look at the clocks and practise writing the time in words correctly. They will all be 'o'clock' or 'half past' <i>Please see Seesaw for the resource</i></p> 	<p>2. Expressive Arts – Art – INCEY WINCEY SPIDER L1: I can experiment with different materials to create an effect. Staying with our Mini beast theme try making this very cute spider form a toilet roll tube. You could make the whole toy or just one. If you don't have googly eyes just draw the eyes on paper, cut them out. See how creative you can be! <i>Please see Seesaw for the resource</i></p> 
<p>3. Spelling Group 1 Choose ten of the 'air' words you have found and make flash cards for them. Practice spelling them and get someone to test you! Group 2 L1: I can read and write CVC words. Sounding, reading and writing CVC words. Take care to write neatly and to form your letters correctly <i>Please see Seesaw for the resource</i></p> 	<p>3 Data Handling L1: I can create a bar graph from data. Using the information in the picture, create a bar graph on the second page.</p> 	<p>3. Creativity Grid Choose one of the items from the Creativity grid and complete it.</p> 
<p>4. Writing - L1: I can make a fact file for a minibeast Choose a minibeast and create a fact file for it. Don't forget to include lots of details of where it lives, what it eats, what it looks like and add a picture. <i>Please see Seesaw for suggestions and template.</i></p> 	<p>4 Sorting – I Spy and Add to 20 L1: I can complete addition stories using information . Count how many of each mini beast there is and use the numbers to write the addition stories.</p> 	<p>4. IDL L1: I can identify different insects and mini beasts. When you are out for a walk or out in your garden spend some time looking for as many different mini beasts as you can find. Record your findings on the table. <i>Please see Seesaw for the table</i></p> 
<p>5. Listening and Talking L1 – I can actively listen to the details of a story. L1 – I can talk about the events in a story. Sometimes authors write about the same characters but in different stories. You are going to listen to another book about monsters by Amanda Knoll. Visit https://www.storylineonline.net/. Find "I Need My Monster by Amanda Knoll. Listen to the story a couple of times then talk with someone about things that are the same between the two stories and the things that are different. Write your thoughts into the table on SeeSaw. <i>Please see seesaw for the table.</i></p> 	<p>5 Basic Facts L1: I can recall my basic maths facts. Use your Sumdog sign in and practise your adding and subtracting skills.</p> 	<p>5. Life Skills L1 I can use a range of simple food preparation techniques when working with food. As we are looking at Mini Beasts I thought you might like to try making an Oreo Dirt Cup Pudding! They look eew! But taste great! <i>Please see Seesaw for the recipe and ingredient suggestions.</i></p> 